



Bathing establishment Fact Sheet

| | |
|----------------|---|
| Bathhouse name | Danila |
| Address | Viale Sergio Bernardini n. 582 |
| City | Lido di Camaiore (Lu) |
| Contacts | +39 0584 619204 |
| Website | https://www.bagnodanila.com/ |

TESTED BY: [Handy Superabile - Social Promotion Association](#) in summer 2023

Please note The following information refers to the verification date shown at the bottom of each card. **The Association** is not responsible for any significant changes made by the property after the visit.

Summary

| | |
|--|----|
| Bathing establishment Fact Sheet | 1 |
| Arrival at the facility | 2 |
| Private/public parking..... | 2 |
| Pathway from the parking lot to the main entrance | 3 |
| Reception..... | 3 |
| Bar/restaurant | 4 |
| Internal Pathways and common services..... | 5 |
| Internal Pathways | 5 |
| Toilet and shower accessible to guests with reduced mobility | 6 |
| Changing room | 7 |
| Beach..... | 8 |
| Children's play area | 9 |
| Swimming pool | 10 |
| Doctors' Offices/Healthcare Facilities | 10 |

Project carried out with the contribution of the





Arrival at the facility



Private/public parking

| | |
|---|---------|
| Presence of private parking | YES |
| Type of private car park | gravel |
| Presence of parking space reserved for people with disabilities | NO |
| Public parking nearby | YES |
| Type of public car park | asphalt |





Pathway from the parking lot to the main entrance

| | |
|--|---|
| Pathway from the car park to the entrance | flat on a gravel surface that can make it difficult for wheelchair users to get around. There is a 2 cm step in the transition from gravel to tiles |
| There are markers and tactile maps | NO |
| Usable door/entrance width | more than 90 cm |
|  |  |

Reception

| | |
|---|---|
| Umbrella booking system | <input type="checkbox"/> Via web <input checked="" type="checkbox"/> By phone <input checked="" type="checkbox"/> On-site |
| Presence of multilingual staff | YES |
| Presence of plant plan with key to services available | NO |
| Presence of visuo-tactile map | NO |





| | |
|--|-----|
| Bulletin board/information panels at an average height of 130 cm in a well-lit area and font size at least 14 dpi with a contrast ratio greater than 4.5:1 | YES |
| The staff attended training courses on welcoming people with different disabilities | NO |

Bar/restaurant

| | |
|--|--|
| Type of venue | Bar/restaurant |
| Access to the premises | with a step of 8 cm |
| Usable door/entrance width | more than 90 cm |
| Bar counter | more than 100 cm |
| Types of tables | with central support |
| Space underneath the tables from the floor | more than 73 cm |
| Multilingual menu | YES |
| Menus with large print fonts | NO |
| Braille menu | NO |
| Table service for people with disabilities | YES |
| Availability of gluten-free food | <input type="checkbox"/> bread <input type="checkbox"/> pasta <input type="checkbox"/> biscuits <input checked="" type="checkbox"/> ice cream <input type="checkbox"/> Pre-packaged foods |





Internal Pathways and common services

Internal Pathways

Indicate whether the pathways connecting the entrance to the beach are flat or with ramps in addition to those already described


Obstacle-free paths






Toilet and shower accessible to guests with reduced mobility

| | |
|--|--|
| Number of toilets accessible/usable by guests with reduced mobility | 1 |
| Access to the premises | by a ramp 60 cm long, 210 cm wide, with a gradient of 4.7 % and passing a corridor about 3 m long and 74 cm wide |
| Usable width of the entrance door | 90 cm |
| Toilet height | 53 cm |
| Open front toilet seat | NO |
| Support handles | on both sides |
| Flexible hand shower at the side of the toilet | NO |
| Free space on the sides of the toilet | left more than 90 cm right 21 Cm frontal 21 Cm |
| Electric doorbell/phone | YES |
| Washbasin with space underneath for wheelchair | 70 cm |
| Height from the ground on the bottom edge of the mirror | not sufficient for use by a person in a wheelchair |
| Baby changing table | NO |





| | |
|---|---|
| Accessible shower available for guests with reduced mobility | YES in common with the toilet room |
| Access to the shower room if separated from the toilet room | Flat |
| Useful width of the door/entrance gate if separated from the toilet room | more than 90 cm |
| Shower type | with 73 cm opening box and dimensions cm X cm |
| Floor-level shower | NO with 1 cm high step |
| Shower chair | missing |
| Grab bar | YES |
| Presence of shower head or ups and downs | Sliding rails with lowest point height 143 cm |
| Electric doorbell/phone | NO |
|  | |

Changing room

| | |
|---|-------------------------------|
| Accessible changing room available for guests with reduced mobility | YES |
| Access to the premises | Flat |
| Usable door/entrance width | more than 90 cm |
| Size of the dressing room | width 152 cm and depth 150 cm |





| | |
|----------------------------------|--|
| Presence of a cot | NO |
| Coat rack height from the ground | over 150 cm and not usable by wheelchair users |
| | |

Beach

| | |
|--------------------------------|---|
| Type of beach | sand |
| Access to the beach | by ramp length 295 cm, width 117 cm, gradient 9 % |
| Walkway to reach the umbrellas | YES |
| Type of walkway | PVC |
| Walkway width | cm 95 |





| | |
|---|------------|
| | |
| <p>Removable Platform between the walkway and the umbrella station to facilitate the passage and parking wheelchair</p> | <p>YES</p> |
| <p>Amphibious beach chair available for helping people with reduced mobility to enjoy swimming (owned by the establishment or by association)</p> | <p>YES</p> |

Children's play area

| | |
|---|---|
| <p>Children's play area</p> | <p>inaccessible to children with reduced mobility due to sandy bottom</p> |
| <p>There are games for children with reduced mobility</p> | <p>NO</p> |





Swimming pool

| | |
|----------------------------------|----|
| The property has a swimming pool | NO |
|----------------------------------|----|

Doctors' Offices/Healthcare Facilities

| | |
|-----------------------------|---|
| Hospitals near the facility | Ospedale Versilia SS 1, 335, 55049 Camaiole LU Telephone: 0584 6051 |
| Other Healthcare Facilities | ASL Health District n. 12 Viareggio Via Sant'Elme, 30 Tel. 058483873 Croce Verde Viale Italico, angolo via Risorgimento Tel. 058484013 Free First Aid for white codes Night medical service Tel. 0584 83896 (h. 20-8) Misericordia Via P. I. da Carrara, 32 Tel. 0584752133/0584 752149 Medical service "San Camillo" Nursing Home Via P.I. da Carrara, 37 Tel. 0584 7391 |



Project promoted by



Regione Toscana

| | |
|--|---|
| | Dialysis service at Croce Verde Viale Italice, angolo via Risorgimento Tel.058484013 affiliated with AUSL |
|--|---|

TESTED BY: Handy Superabile Social Promotion Association in summer 2023

Project carried out with the contribution of the



**Presidenza del
Consiglio dei Ministri**
Ministro per la disabilità